



Newsletter of the Blue Ribbon Chapter

American Needlepoint Guild, Inc.

Volume 4, Issue 2

February 4, 2020

What's inside?

Calendar	1
Meeting Minutes.....	2
National Embroidery Month..	3
February Study Topic	3
2019 Chapter Project Book...	3
Blogs	3
Videos.....	3
Interesting Needlework and Related Info on the Internet.....	3
List of Books in Library	3
Editor's Note	5
Directions to Knights of Columbus Hall	6
Directions to North Liberty Public Library.....	6
Rainbow Gallery Pattern.....	7

Calendar

Tuesday, February 11
5:00 - 6:30 pm
6:30 - 7:00 pm
7:00 - 8:00 pm

Wednesday, February 19
1:00 - 4:00 pm

Tuesday, February 25
1:00 - 4:00 pm

Tuesday, March 10
5:00 - 6:30 pm
6:30 - 7:00 pm
7:00 - 8:00 pm

Tuesday, March 24
1:00 - 4:00 pm

Wednesday, March 18
1:00 - 4:00 pm

Tuesday, April 14
5:00 - 6:30 pm
6:30 - 7:00 pm
7:00 - 8:00 pm

Wednesday, April 15
1:00 - 4:00 pm

Thursday, April 28
1:00 - 4:00 pm

Saturday, May 16
1:00 - 2:00 pm
2:00 - 4:00 pm

Wednesday, May 20
1:00 - 4:00 pm

Tuesday, May 26
1:00 - 4:00 pm

Monthly meeting at Knights of Columbus Hall
Social/stitching time
Business meeting
Study topic

Stitching at the National Czech & Slovak Museum & Library

Thread Play
Stitching at Kareen Strumpel's, 712 Tiffany Drive NE

Monthly meeting at Knights of Columbus Hall
Social/stitching time
Business meeting
Study topic

Thread Play
Stitching at Kareen Strumpel's, 712 Tiffany Drive NE

Stitching at the National Czech & Slovak Museum & Library

Monthly meeting at Knights of Columbus Hall
Social/stitching time
Board and business meetings
Study topic

Stitching at the National Czech & Slovak Museum & Library

Thread Play
Stitching at Kareen Strumpel's, 712 Tiffany Drive NE

Monthly meeting at North Liberty Public Library
Social/stitching time
Business meeting

Stitching at the National Czech & Slovak Museum & Library

Thread Play
Stitching at Kareen Strumpel's, 712 Tiffany Drive NE

Inclement Weather Policy: If the schools are closed or other local events are cancelled because of the weather, the Blue Ribbon ANG meeting will be cancelled.

Visit the Blue Ribbon Chapter website at <https://www.blueribbonang.com>

Facebook page - <https://www.facebook.com/Blue-Ribbon-Chapter-ANG-543536412518503/>

Meeting Minutes

Present: Brenda McDole, Cindy Baldwin, Kareen Strumpel, Ronda Smith, Jamie Randall, Joan Ackerman, and Karen Rajtora, Robin Rossignol, and Lori Barton.

Meeting was called to order by Lori Barton, at 6:35 pm.

MINUTES – Ronda Smith – minutes were in the newsletter. Motion to accept minutes as corrected by Kareen Strumpel and 2nd by Joan Ackerman. Accepted as amended.

TREASURERS REPORT – Jamie Randall reported that there was \$ 705.10 in checking. Filed for audit. Budget was presented. There was a motion to except as written by Cindy Baldwin and 2nd by Robin Rossignol. Motion accepted.

LIBRARY REPORT: Karen Rajtora – in February we will bring one box out – go thru and decide what to keep, what members could buy and what was being donated.

PROGRAMS: Hearts of Gold will be our program for the year. 10 have signed up. It was decided that each person would take 2 hearts and teach that to the rest.

MEMBERSHIP: Cindy Baldwin reported that there are 18 members at this time.

OUTREACH –

Czech Museum – Kareen Reported that we will be doing our stitch in on Wednesday, weather permitting.

Create Exchange – Joyce will be helping teach a class, assistance is welcome.

Workshops – no report.

Liability Insurance: Joan Ackerman will look into this.

OLD BUSINESS - None

NEW BUSINESS – We will work on some designs for name tags and bring to next meeting.

Meeting for Feb. will be on 11th, at the Knights of Columbus Hall.

Meeting was adjourned by Lori Barton at 7:02 pm.

Respectfully submitted by Ronda Smith

The Blue Ribbon Chapter of American Needlepoint Guild, Inc. (ANG), invites interested individuals, regardless of expertise, into membership. Dues are \$20 per year payable to the Chapter. You must be a current ANG member to belong to the Chapter. ANG membership information can be found at <http://www.needlepoint.org/membership.php>.

Guests and visitors are welcomed.

Meetings are held the 2nd Tuesday of every month (except May, July, and October) starting with a social time at 5:00 pm, with the formal meeting starting at 6:30 pm. These meetings are held at the Knights of Columbus, in Cedar Rapids. IA.

Meetings in May, July, and October will be held on the 2nd Saturday of the month starting with a social time at 1:00 pm and the formal meeting beginning at 1:30 pm. The Saturday meetings are held at the North Liberty Public Library, 520 W. Cherry St, North Liberty, IA.

Board meetings will be held in September, December, March, and June.

The Blue Ribbon ANG Newsletter is published monthly. Deadline for submission of items is the 20th day of each month.

Newsletter Editor: Cindy Baldwin cabaldwin1828@gmail.com

2019-2020 Officers

Past President Robin Rossignol (robin-ann-rossignol@uiowa.edu)

President Lori Barton (sew.whatsnew@mchsi.com)

Vice President Connie Rosene (rosene@kirkwood.edu)

VP-Membership Cindy Baldwin (cabaldwin1828@gmail.com)

Secretary Ronda Smith (rondasm12@gmail.com)

Treasurer Jamie Randall (jvandereide@gmail.com)

Chapter website: <https://www.blueribbonang.com/>

Facebook page: <https://www.facebook.com/Blue-Ribbon-Chapter-ANG-543536412518503/>

Nametags are requested of all Blue Ribbon Chapter members. Members must MAKE and WEAR an embroidered nametag by their third meeting. A fine of \$0.25 will be charged if you forget to wear your nametag!

National Embroidery Month

February is national embroidery month!

February Study Topic

No specific topic planned.

2019 Chapter Project Book

Photos of the projects are posted on line at <https://www.needlepoint.org/page/2019CPBPhotos>.

Blogs

- Contemporary Bargello from Needlepoint Now starting in the May/June 2002 issue. Stitched using mostly Colour Complements threads. <https://colourcomplements.com/2020/01/contemporary-bargello-colour-complements-hand-dyed-threads.html>
- Fiber Talk is posting photos of 2020 Nashville Market New Designs. Go to <https://wetalkfiber.com/2020nashville/> to see current postings. More will be added as designers provide them.
- From the Pintangle blog - Free ebook of Vintage Crazy Quilt Embroidery Patterns <https://pintangle.com/2020/01/25/free-vintage-crazy-quilt-seam-decorations/>.
- Blackwork designs ENSAMPLARIO ATLANTIO II, free download - <https://string-or-nothing.com/2020/01/15/ensamplario-atlantio-ii/>. (A link to Part I is lower down on the page.)

Videos

- Fiber Talk has started a series of introductory videos for needle workers called Fiber Talk Starters. Episode 1: Ground Cloth is at <https://www.youtube.com/watch?v=0TDjYvF7L4o>.
- Learn how to finish an ornament as a snow globe - <http://tts-learntofinish.blogspot.com/>.
- How to straighten threads with a flat iron - <https://www.youtube.com/watch?v=ndJNnow6miU>.
- Kurdy Biggs of Threedles has stitch and finishing videos on her website - http://threedles.com/04012016/Frames/threedles_frameset.html. Scroll down to the bottom of the menu on the left side of the screen and click on Stitch Demo Videos.
- Free beading tutorials links <https://annbenson.com/free-beading-tutorials-links/>

Interesting Needlework and Related Info on the Internet

- Delicate Embroideries Feature Anatomically Accurate Lungs, Brain, and Facial Vessels <https://www.thisiscolossal.com/2020/01/emmi-khan-anatomy-embroidery/>
- Stitching a Supernova: A Needlepoint Celebration of Science by Pioneering Astronomer Cecilia Payne <https://www.brainpickings.org/?s=supernova>
- Needleminder safety - <http://www.needleinders.us/blog/making-things-stick/>
- 5 exercises to improve hand mobility <https://www.health.harvard.edu/pain/5-exercises-to-improve-hand-mobility-and-reduce-pain>
- The Underrated Haute Couture of Jacobean Needlework <https://www.messynessychic.com/2019/12/03/the-underrated-haute-couture-world-of-jacobean-needlework/>
- Ethereal Embroidery Designs Stitched into Tulle Look Like They're Floating in Mid-Air <https://mymodernmet.com/krista-decor-tulle-embroidery-art/>
- Elaborate Embroidery by Laura Baverstock Forms Insects and Animals from Precious Metals and Colored Threads <https://www.thisiscolossal.com/2019/08/embroidery-by-laura-baverstock> and <https://mymodernmet.com/laura-baverstock-bead-embroidery/>
- Examining Crazy Stitches <https://needleseyestories.blogspot.com/2020/01/examining-crazy-stitches.html>. An interesting crazy quilt and some amazing stitches!
- How Counted Cross-Stitching Helps My OCD <https://www.yahoo.com/lifestyle/counted-cross-stitching-helps-ocd-124333220.html>
- Color palettes with DMC color numbers - <https://stitchpalettes.com/>
- Embroidery for beginners, stitched stories and 2020's colour of the year <https://tinyletter.com/KellyFletcherNeedleworkDesign/letters/embroidery-for-beginners-stitched-stories-and-2020-s-colour-of-the-year>
- Bookcovers made from fabric with spines smocked <https://katebowles.blogspot.com/2016/06/more-indigo-and-few-things-from-my.html>

List of Books in Library

Please review this list so we can discuss which books we want to keep in the library at the February meeting.

Title	Author Last Name	Author First Name	Description
A Gardener's Book of Needlepoint	Bodi, Merrill, deMontesemolo	Jack, Meg, Catherine	Needlepoint
A-Z of Embroidery Stitches	Country Bumpkin Publications		Stitches
America's Best Cross-Stitch	Better Homes and Gardens		Cross stitch

Title	Author Last Name	Author First Name	Description
Anchor Book of Counted Thread Embroidery	Allsopp	Dorothy A.	Counted thread
Anchor Color Card	Anchor		Design
Anchor Manual of Needlework	Anchor		General needlework
Art of Embroidery	Gostelow	Mary	General needlework
Bargello Florentine Canvas Work	Williams	Elsa S.	Bargello
Beautiful Bargello	Petschek	Joyce	Bargello
Better Homes and Gardens Needlepoint	Better Homes and Gardens		Needlepoint
Canvaswork			Needlepoint
Complete Guide to Needlework	Reader's Digest		General needlework
Counted Thread Embroidery Stitches	Anchor Book		Stitches
Creative Canvas Work	Williams	Elsa S.	Needlepoint
Creative Needlepoint Borders	Wall	Maggie	Borders
Decorative Knots	Budworth	Geoffrey	Knots
Decorative Needlepoint	Hickman	Julie	Needlepoint
Elaine Slater's Book of Needlepoint Projects	Slater	Elaine	Needlepoint
Elegant Stitches	Montano	Judith Baker	Crazy quilting
Embroidery Book	Gostelow	Mary	General needlework
Embroidery for the Home	Bullen	Jenny	Embroidery
Embroidery Techniques & Patterns	Bayard	Marie-Noelle	Counted thread
Encyclopedia of Design	Hart	Harold H.	Design
Evenweave Specialty Stitches	Leisure Arts		Stitches
Father B's 21st Century Book of Stitches	Blackburn, Jr.	The Rev. Robert E.	Stitches
Finishing and Mounting Your Needlepoint Piece	Ireys	Katharine	Finishing
Floral Patterns for Needlecraft and The Decorative Arts	Oleson	Karen E	General needlework
Floral Stitches	Montano	Judith Baker	Crazy quilting
Freeform Bargello	Stevens	Gigs	Bargello
Glorious Needlepoint	Fassett	Kaffe	Needlepoint
Gobelin Stitch Embroidery	Chatterton	Pauline	General needlework
Lady Evelyn's Needlework Collection	Digges, Fehd, Lawson, Vogt	Mary-Dick, Dolly Norton, Nancy, Martha Pearle	General needlework
Learn How Book Knitting Crochet Tatting Embroidery	Coats & Clark		General needlework
Letters and Numbers for Needlepoint	Parker	E.M.	Alphabet
Lexington Lace for Needlepoint	Gantt	Joan D.	Needlepoint
McCall's Needlework Treasury	McCall's		General needlework
Monograms The Art of Embroidered Letters	O'Connor	Susan	Alphabet
More Needlepoint from America's Great Quilt Designs	Davis, Giammattei	Mary Kay, Helen	Needlepoint
More Needlework Blocking and Finishing	Burchette	Dorothy	Finishing
Needleplay	Wilson	Erica	Needlepoint
Needlepoint and Pattern	Katzenberg	Gloria	Needlepoint
Needlepoint Bargello	Kaestner	Dorothy	Bargello
Needlepoint for Everyone	Picken, White	Mary Brokks, Doris	Needlepoint
Needlepoint on Plastic Canvas	Brenner De Nitto	Elisabeth	Needlepoint
Needlepoint Stitch by Stitch	Pearson	Anna	Needlepoint
Needlepoint: Design Your Own	Baker, Eyre, Wall, Westerfield	Muriel, Barbara, Margaret, Charlotte	Design
Needlery	Smith	Glenora	General needlework
Needlework Magic	Iles	Jane	General needlework
Ribbon Basics	Hiney, Anckner	Mary Jo, Joy	Ribbon
Stitch Sampler	Ganderton	Lucinda	Stitches
Stitches with Variations	Enthoven	Jacqueline	Stitches
Teach Yourself Needlepoint	Ipplito Christensen	Jo	Needlepoint
Terrace Hill Needlepoint Designs	Ray	Billie	General needlework

Title	Author Last Name	Author First Name	Description
The Anchor Book of Canvaswork Embroidery Stitches	Anchor		Canvaswork
The Anchor Book of Counted Thread Embroidery Stitches	Anchor		Counted thread
The Anchor Book of Crewelwork Embroidery Stitches	Anchor		Crewelwork
The Anchor Book of Free-Style Embroidery Stitches	Anchor		Free style
The Anchor Book of Hardanger Embroidery Stitches	Anchor		Hardanger
The Anchor Book of Ribbon Embroidery Stitches	Anchor		Ribbon
The Complete Encyclopedia of Stitchery	Ryan	Mildred Graves	General needlework
The Complete International Book of Embroidery	Gostelow	Mary	General needlework
The Dictionary of Needlework	Caulfield, Saward	Sophia Frances Anne, Blanche	General needlework
The Embroiderer's Portfolio of Flower Designs	Haraszy	Eszter	General needlework
The Needlepoint Book	Ipplito Christensen	Jo	Needlepoint
The Open Canvas	Ambuter	Carolyn	General needlework
The Thread Thesaurus	Caswell, Howren, Robertson	Ann, Suzanne, Beth	General needlework
The Thread Thesaurus	Caswell, Howren, Robertson	Ann, Suzanne, Beth	General needlework
Timeless Ornaments	Leisure Art		Cross stitch
Treasures in Needlework	Warren, Pullan		General needlework
Trianglepoint	Lantz	Sherlee	Needlepoint
Wildflower Designs for Needlework	Winter	Adalee	General needlework
Wildlife in Needlework	Edwards	Stella	Needlepoint
Woman's Day Book of American Needlework	Lane	Rose Wilder	General needlework

Editor's Note

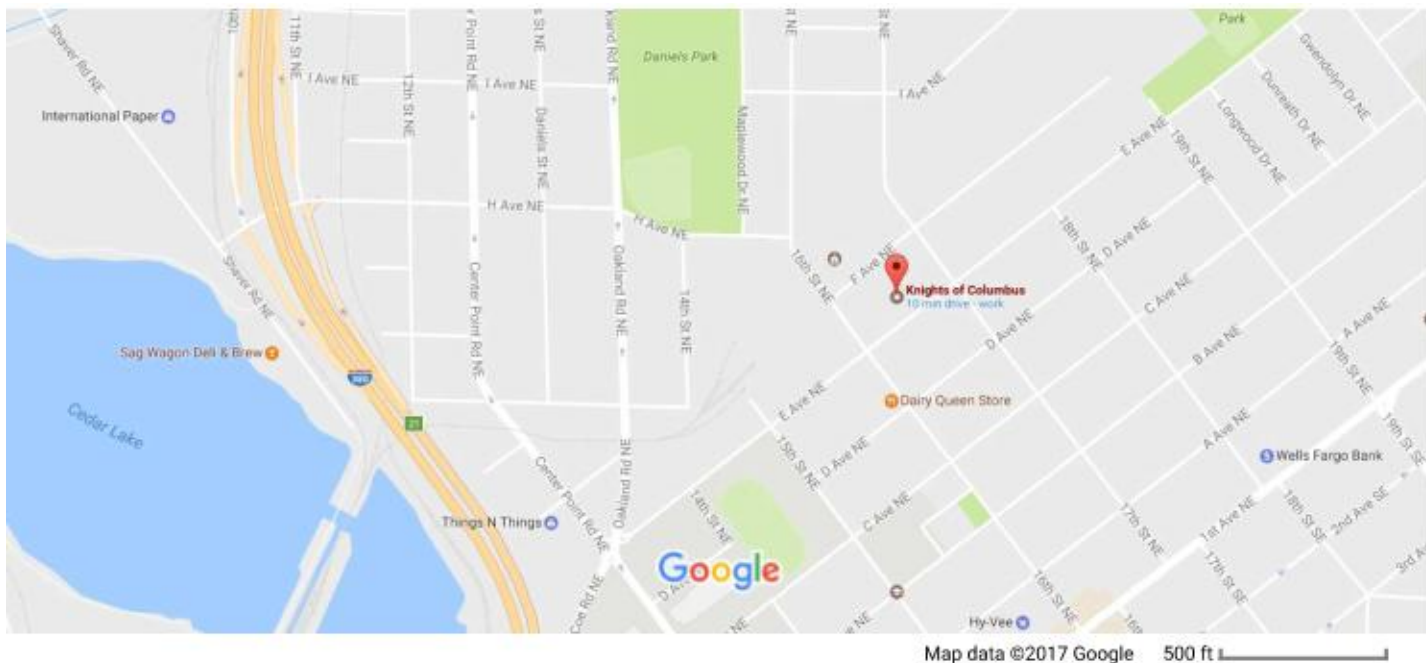
Items included in the newsletter are ones that catch my attention in which I think the membership might be interested. I'm also happy to include news items or suggestions you send me, so please feel free to forward things to me for inclusion in the next newsletter.

Cindy

Directions to Knights of Columbus Hall

1620 E Avenue NE, Cedar Rapids, IA

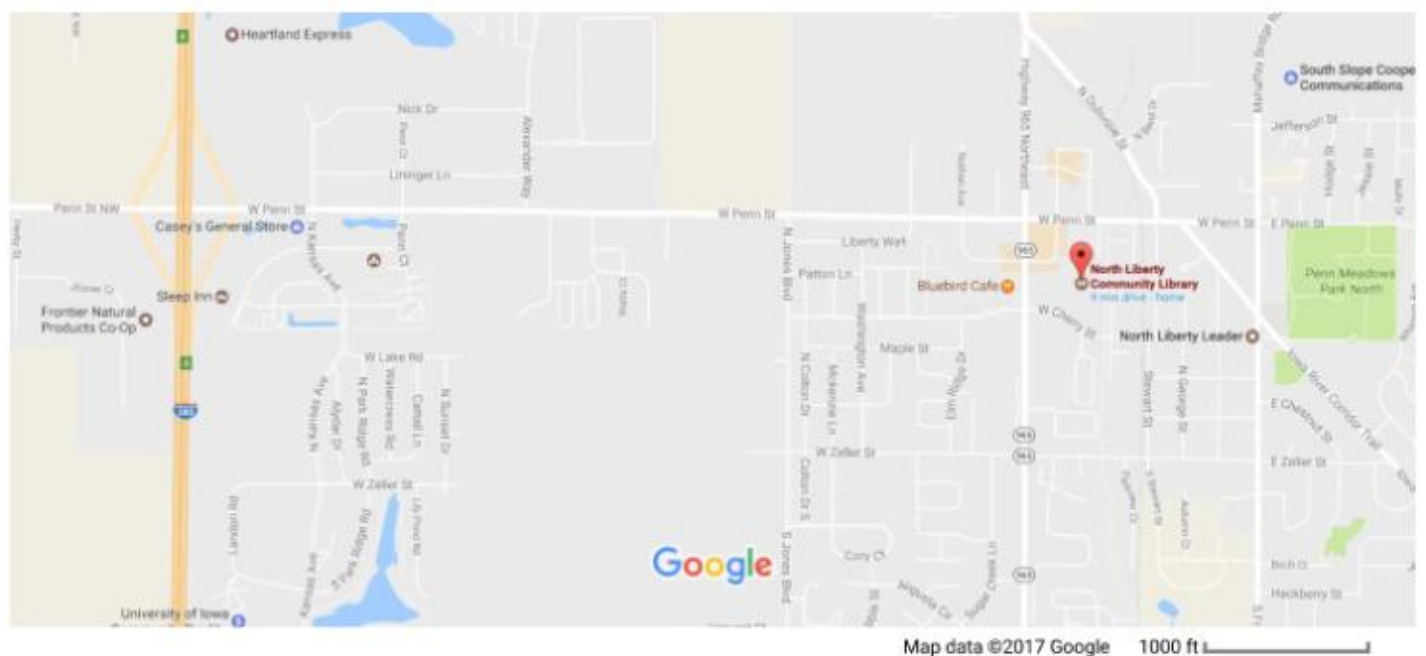
From I380, take the H Avenue exit. Turn onto H Ave NE. Turn right onto 16th St NE. Turn left onto E Ave NE. The Knights of Columbus Hall is on the left.



Directions to North Liberty Public Library

520 W. Cherry St, North Liberty, IA

From I380, take the Penn St exit. Go east on Penn St. Turn right on Highway 965 NE. Turn left on Cherry St. The library entrance is on the west side of the building.



Jean Hilton's Rainbow Gem #4[®] for Rainbow Gallery

Finished Size: 60 threads (3.5") square or (4.75") diamond

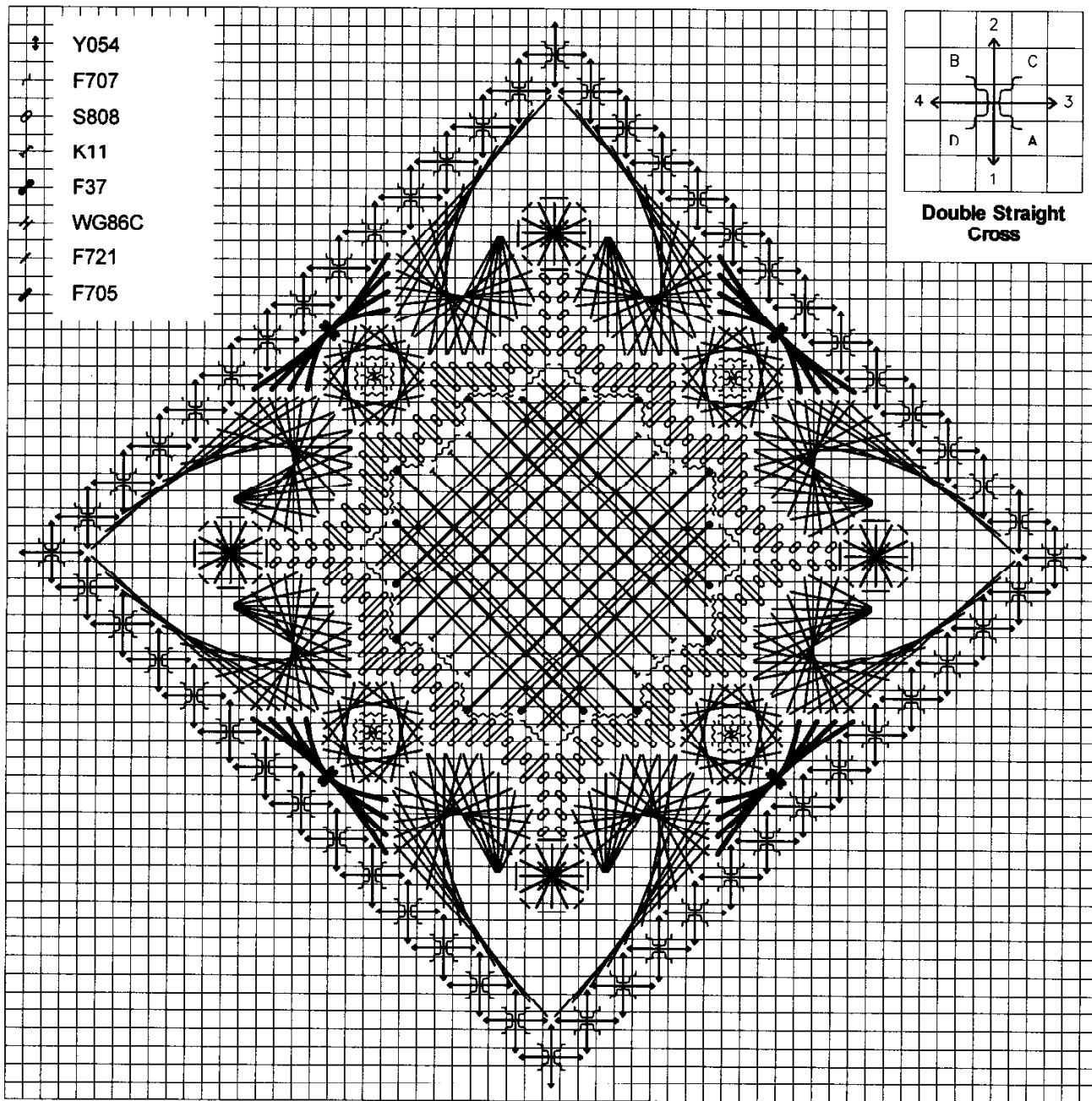
Material List

7" x 7"—#18 Mono Canvas (Aquamarine)

Bars to fit; Tacks

#22 & #24 Needles

1 card each of the items listed in legend on back page



Photocopying of this design is invited.

Rainbow Gallery

7412 Fulton Ave., #5, North Hollywood, CA 91605

Production by Lightworks

1. Slightly enlarge the center hole, then count down 30 threads. This is where you will begin the diamond outline. Use Color #1 with a #22 needle to set up the diamond outline by doing the **straight stitches only** of the Double Straight Crosses. Place diagonal crosses over the top with 2 ply Color #2. See count in diagram at upper right corner of Master Chart.
2. Use 4 ply of Color #3 to work the Gobelin Stitches and Tent Stitches around the center.
3. The center Waffle Stitch numbering is unusual so you won't start and end the threads in the same place. See Diagram #1 for count. Begin with Color #4 at the #1 at the middle lower right and end at #12. Use Color #5 for the second layer, beginning at **uncircled A** in the lower left corner. Color #6 starts at the **circled A** at the upper right, next to **uncircled M**. Outline Waffle Stitch with 1 ply Color #2. See Master Chart for placement.
4. See Diagram #2 for the Fleur-de-Lis Crescent numbering. Use 1 ply Color #7 and hold each stitch in place so it won't pop up. All stitches go over all previous stitches. After 19-20 you come up at 2 and go down at 22, 4 to 24, 6 to 26, 8 to 28, 10 to 30, 12 to 32. Continue on with all subsequent stitches going down in #32 with 24-32 as the last stitch.
5. Place a Rhodes stitch between the Crescents, again with 1 ply Color #7. See Diagram #3 for count. Outline with same 1 ply of Color #7.
6. There is a Jessica between the Crescents, also in 1 ply Color #7. See Diagram #4 for count. The outlined Smyrna Cross inside the Jessica may be done with 2 ply of Color #2 or try this—unravel a length of Color #4 and do the Smyrna with the unchained thread. You must hold the thread straight while stitching so it won't get tangled.
7. Finish the sides by the Jessicas with a Sheaf Stitch in 1 ply of Color #8. See Diagram #5 for count. Stitch the 9-10 belt twice.

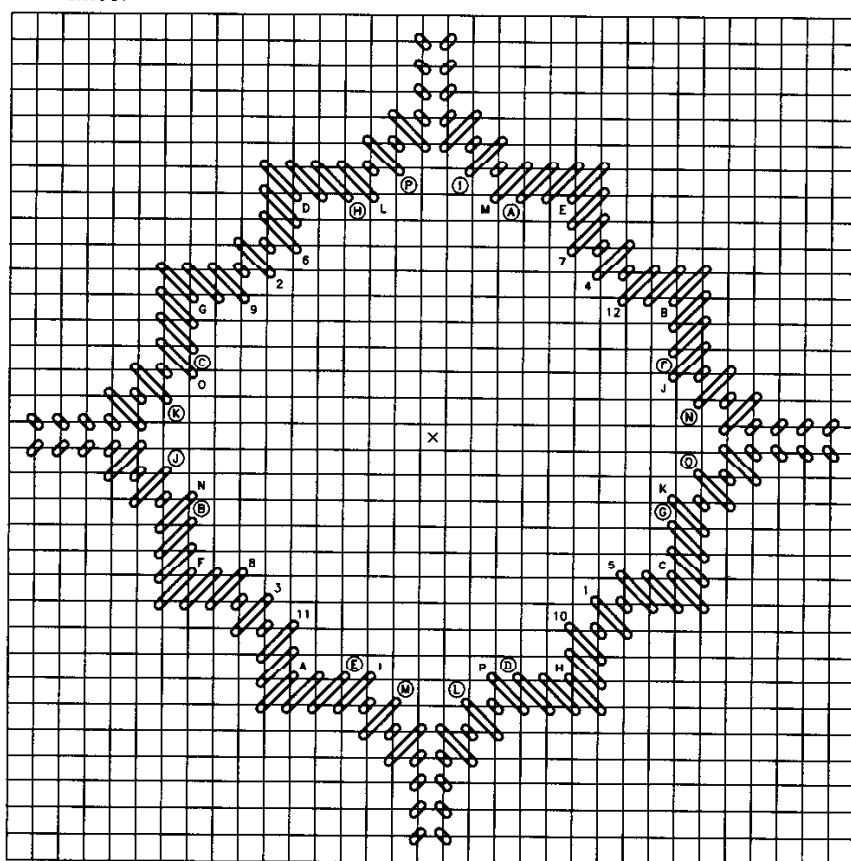


Diagram #1—Waffle Stitch

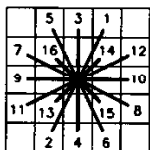


Diagram #3
Rhodes

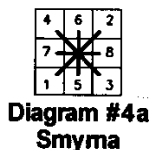


Diagram #4a
Smyrna

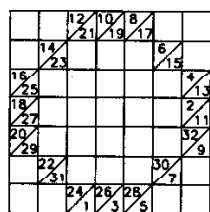


Diagram #4
Jessica

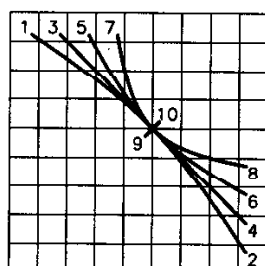


Diagram #5—Sheaf Stitch

			18	16	14	12	
		20					10
	22						8
24							6
26							4
28							2
	30						19
		32				17	
					15		
					13		
					11		
					9		
					7		
					5		
					3		
1							

Diagram #2
Fleur-de-Lis Crescent



1. Frosty Rays® Y054
Dark Periwinkle Gloss
2. Fiesta! F707
Deep Violet
3. Splendor® S808
Medium Purple
4. 24 Karats® K11
Purple
5. Fyre Werks® F37
Aqua
6. Gold Rush 14® WG86C
Lilac
7. Fiesta! F721
Teal
8. Fiesta! F705
Lilac